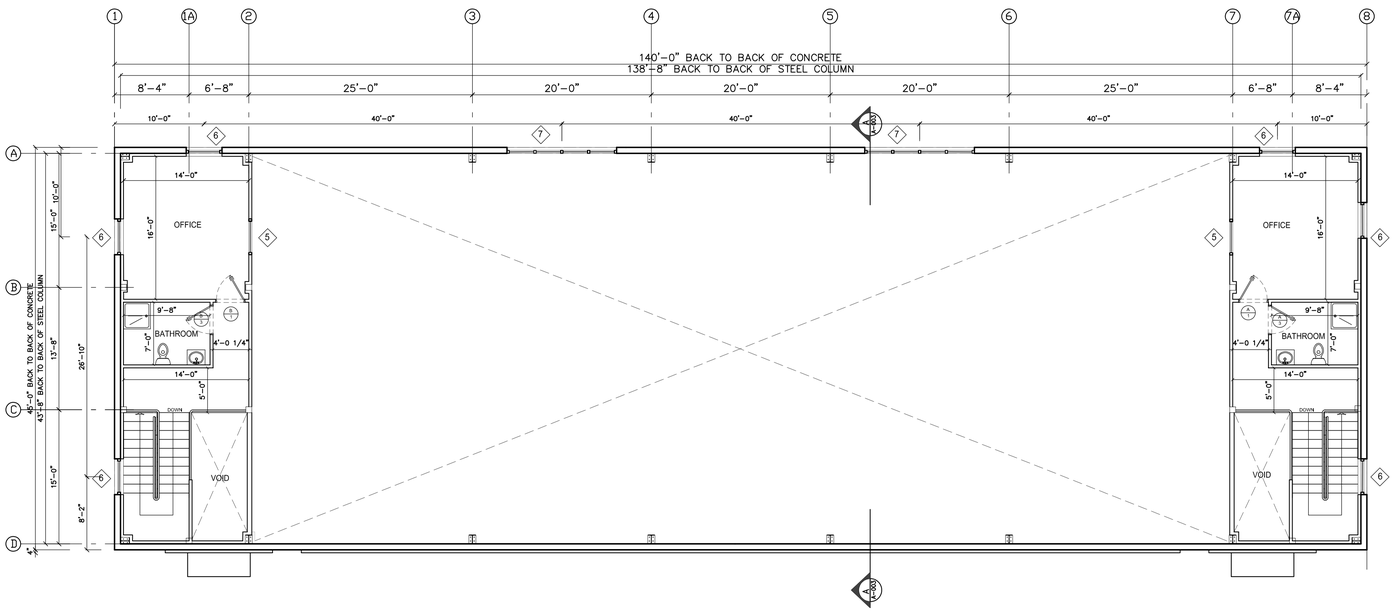

SECOND FLOOR PLAN

1/8" = 1'-0"

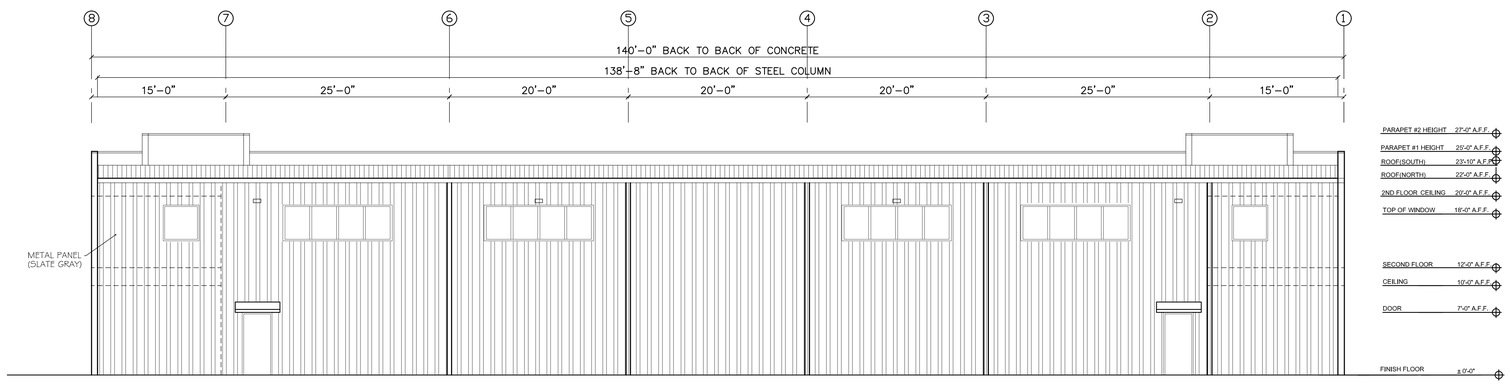

NORTH ELEVATION

1/8" = 1'-0"

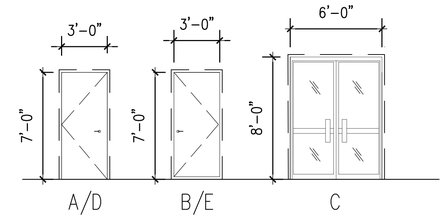

DOOR SCHEDULE

MARK	SIZE *	DESCRIPTION
A	3' X 7'	1 3/4" THICK SOLID WOOD DOORS W/ ALUMINUM FRAME. (LAMINATE: PL-1)- LEFT SIDE SWING
B	3' X 7'	1 3/4" THICK SOLID WOOD DOORS W/ ALUMINUM FRAME. (LAMINATE: PL-1)- RIGHT SIDE SWING
C	6' X 8'	EXTERIOR PREF. ALUMINUM STORE FRONT DOORS W/ ALUMINUM FRAME AND WEATHER STRIPER . SHGC 0.51 - VT 0.45
D	3' X 7'	1 3/4" THICK LEFT-HAND OUTSWING FLUSH STEEL COMMERCIAL DOOR WITH WELDED FRAME.
E	3' X 7'	1 3/4" THICK RIGHT-HAND OUTSWING FLUSH STEEL COMMERCIAL DOOR WITH WELDED FRAME.

HARDWARE SCHEDULE

MARK	DESCRIPTION
1	PASSAGE SET: 1 1/2 PR. BUTTS 1 LATCHSET 1 FLOOR STOP 1 SET DOOR SILENCERS
2	LOCKSET AND CLOSER 1 1/2 PR. BUTTS 1 LOCKSET 1 FLOOR STOP 1 DOOR CLOSER 1 SET DOOR SILENCERS
3	PRIVACY SET AND CLOSER 1 1/2 PR. BUTTS 1 PRIVACY SET 1 FLOOR STOP 1 SET DOOR SILENCERS 1 DOOR CLOSER

GENERAL DOOR NOTES

- ALL NEW HARDWARE TO MEET TEXAS ACCESSIBILITY STANDARDS. COORDINATE NEW HARDWARE TO MATCH BUILDING STANDARD HARDWARE IN MANUFACTURER, FINISH, OPERATION, & KEYING.
- DOOR LATCH SHALL BE RELEASE WHEN SUBJECTED TO A 5 POUNDS FORCE FOR INTERIOR DOOR AND 8.5 POUNDS FORCE FOR EXTERIOR DOOR FROM INSIDE WITHOUT THE USE OF KEY OR ANY SPECIAL FORCE.
- THE LATCH SHALL HAVE THE LEVEL AND SHALL BE MOUNTED AT 42" ABOVE THE FINISH FLOOR (A.F.F.). EXCEPT AT ACCESSIBLE STALLS WHICH SHALL BE MOUNTED BETWEEN 34" TO 36" A.F.F.
- SIZES ARE NOMINAL. FIELD VERIFY ALL DOOR DIMENSIONS.
- MATCH BUILDING STANDARD DOOR HEIGHT.
- MATCH BUILDING STANDARD DOOR FRAMES.
- EXTERIOR EXIT DOORS SHALL LEAD DIRECTLY TO THE EXIT DISCHARGE OR THE PUBLIC WAY.
- EXITS AND EXIT ACCESS DOORS SHALL BE MARKED BY AN APPROVED EXIT SIGN READILY VISIBLE FROM ANY DIRECTION OF EGRESS TRAVEL.
- ACCESS TO EXITS SHALL BE MARKED BY READILY VISIBLE EXIT SIGNS IN CASES WHERE THE EXIT OR THE PATH OF EGRESS TRAVEL IS NOT IMMEDIATELY VISIBLE TO THE OCCUPANTS. EXIT SIGN PLACEMENT SHALL BE SUCH THAT 100' FROM THE NEAREST VISIBLE EXIT SIGN.
- OCCUPANT LOCAL ARE REQUIRED TO BE POSTED OCCUPANTS IN CONSPICUOUS PLACE NEAR THE MAIN EXIT OR EXIT ACCESS DOORWAY ON APPROVED SIGN.
- WHENEVER THE BUILDING IS OCCUPIED, EGRESS DOOR SHALL BE READILY OPERABLE FROM THE EGRESS SIDE WITHOUT THE USE OF A KEY OR SPECIAL KNOWLEDGE OR EFFORT.
- THRESHOLDS AT DOORWAYS SHALL NOT EXCEED $\frac{3}{4}$" IN HEIGHT A.F.F. OR LANDING FOR SLIDING DOORS SERVING DWELLING UNITS OR $\frac{1}{2}$" A.F.F. OR LANDING FOR OTHER DOORS.
- ALL FIRE RATED DOOR ASSEMBLIES SHALL HAVE FIRE RATED HARDWARE, BE SELF CLOSING AND TIGHT FITTING WITH SMOKE CONTROL AND DRAFT GASKET.
- INSTALL ALL DOORS AND HARDWARE PER MANUFACTURER'S INSTRUCTIONS.
- A READILY VISIBLE DURABLE SIGN SHALL BE POSTED ON THE EGRESS SIDE ON/ OR ADJACENT TO THE DOOR STATING: THIS DOOR TO REMAIN UNLOCKED WHEN THIS SPACE IS OCCUPIED, THE SIGN SHALL BE IN LETTERS NOT LESS THAN 1" HIGH ON A CONTRASTING BACKGROUND.
- HOLLOW METAL FRAME SHALL BE 16 GA. STEEL.

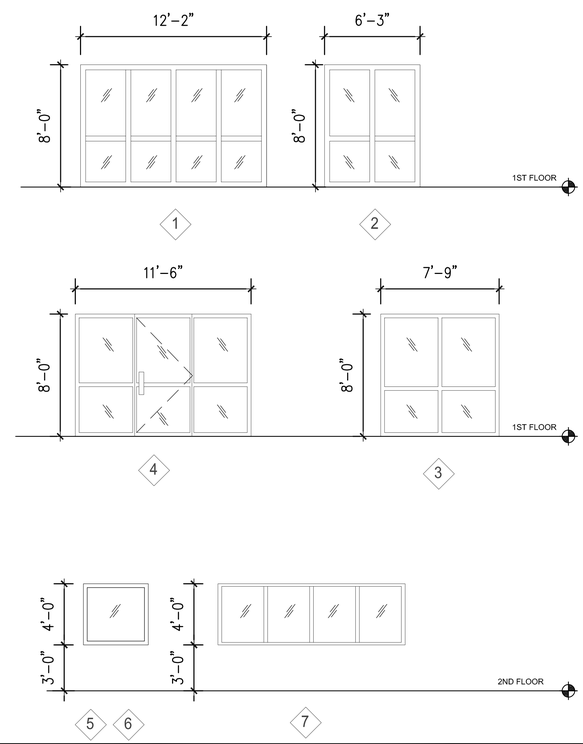

HouTex Engineering, LLC
9111 Katy Freeway, Suite 226
Houston, Texas 77024
E-mail: Info@HoutexEngineering.com
Phone: (713) 973-1400 Fax: (281) 888-9001
Civil Engineering and consultant
FIRM NAME: HOUTEX ENGINEERING
FIRM REGISTRATION NUMBER: F-12522

STATE OF TEXAS
ZIAEDDIN MOHAMMADI
67639
REGISTERED PROFESSIONAL ENGINEER
08/07/2018

#	DATE	REVISION
1	8/7/2018	FOR F. B. C. FIRE MARSHAL COMMENTS
2		
3		
4		

PROP. OFFICE WAREHOUSE
NORTH PARK WAREHOUSE(PHASE 1)
7123 NORTH PARK DRIVE
HOUSTON, TX 77407

SECOND FLOOR PLAN & ELEVATION

SCALE: 1/8"=1'

CONTROL:
DWN'D BY: SCEP 31-Aug-17
RVS'D BY: SLP 7-Aug-18
CK'D BY: SLP APRV'D BY: ZM

PROJECT NO. HT1713901

A.002
SHEET 5 OF 6

INFORMATION, DATA AND DRAWINGS EMBODIED IN THIS DRAWINGS ARE STRICTLY CONFIDENTIAL AND ARE SUPPLIED ON THE UNDERSTANDING THAT THEY WILL BE HELD CONFIDENTIALLY AND NOT DISCLOSED TO THIRD PARTIES AND CANNOT BE REPRODUCED OR DIVULGED, IN WHOLE OR IN PART, WITHOUT WRITTEN AUTHORIZATION FROM HOUTEX ENGINEERING.